

Caring For Your Teeth

1. Question & Research Task

SLIDE NAVIGATION

[1](#)

[2](#)

[3](#)

[4](#)

[5](#)

[6](#)


[Next](#)

Caring for your teeth helps you stay healthy.

What are teeth?

Why do we need our teeth?

How can we effectively take care of them so that we can avoid cavities and maintain these precious possessions throughout our entire lives?



TEACHER: Click the image above to play the YouTube video, “How to Brush Your Teeth Properly – For Kids” Image Source: Youtube.com

In this Slam Dunk, you will conduct brief, focused research to respond to the inquiry question:

How can I effectively take care of my teeth?

2. Information Sources

Choose several of the information sources linked here to complete the Student Activity on Slide 3.

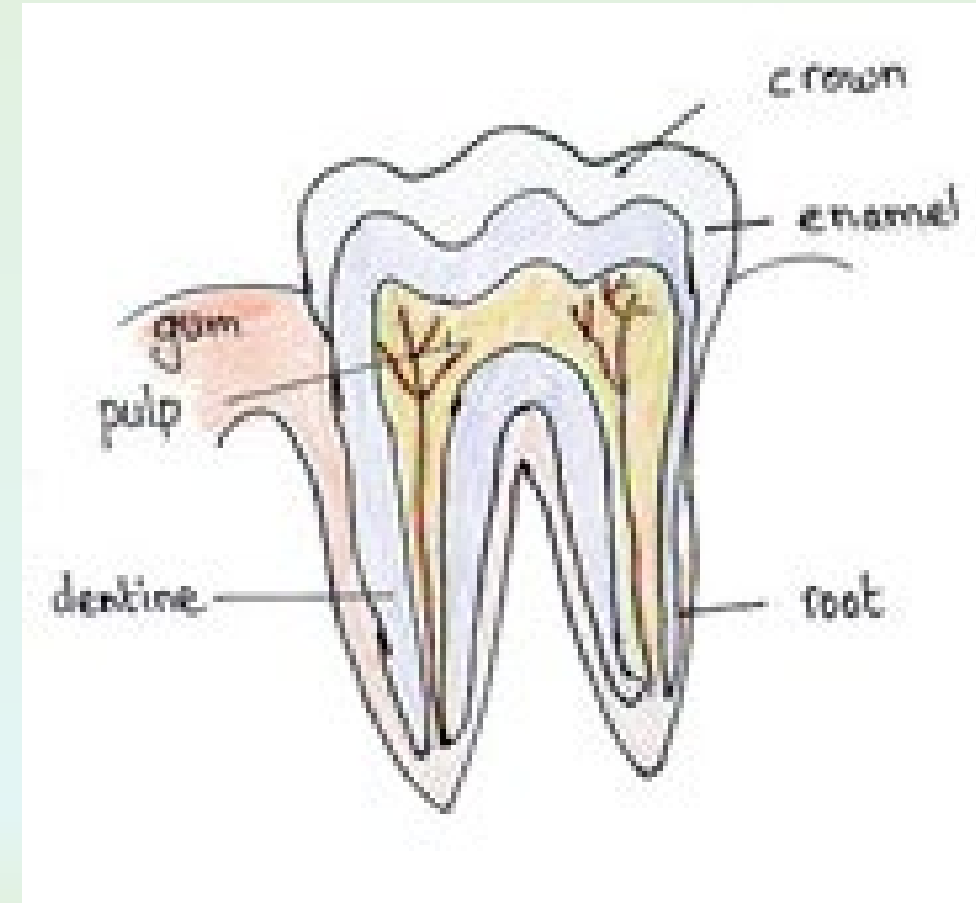
1.) Read and listen to this [World Book Kids](#) article to learn more about teeth. *Your teacher can give you the username/password for World Book Kids if needed.

- TEACHER: After reading the article, display the [comprehension check](#) and complete it as a class.

2.) Watch the [Caring For Teeth](#) video from BrainPOP Jr.

- Complete the [easy quiz](#) or the [hard quiz](#) as directed by your teacher.

3.) Watch [Brushing Demos and Tips](#) to see how to care for your teeth.



Graphic from [Children and Youth Health](#)

3. Student Activity

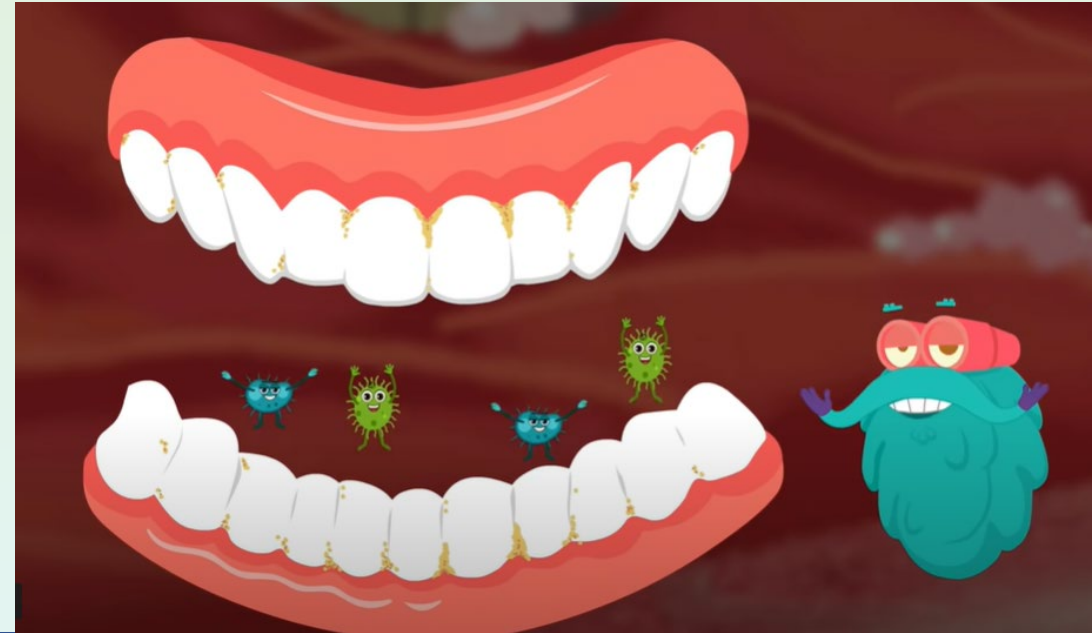
As you use the sources on Slide 2, make some notes about different methods you can use to care for your teeth. Include facts or details about each method.

Your teacher may ...

- assign the note-taking sheet through Schoology OR
- have you use [this link](#) to Make a Copy of it to your Google Drive OR
- give you a paper copy to write on.

Note: Some of the methods might be repeated in different sources.

Image Source: YouTube



Your teacher can show you this YouTube [video](#) about cavities!

4. Assessment Activity

How can I effectively take care of my teeth?

Your friend Ben just got back from the dentist. During his visit, the dentist found four cavities! The dentist told Ben that he needs to do a better job of taking care of his teeth.

Create a poster on paper, in **Wixie**, or a board in **Discovery Ed Studio** that demonstrates four effective methods that Ben could use to take better care of his teeth. Your poster should include a title, four methods to use when caring for your teeth, additional factual detail that you learned from the information sources, and pictures for visual appeal.

See this [assignment rubric](#) for success criteria.




Image Source: Classroom ClipArt

5. Enrichment Activities

SLIDE NAVIGATION

[1](#)

[2](#)

[3](#)

[4](#)

[5](#)

[6](#)

[Next](#)

Test your skills by playing
this playing [Brushing Your Teeth](#) Game!




Image Source: [Children's University of Manchester](#)

Image Source: [BrainPOP Jr.](#)



Check out this [BrainPOP Jr.](#) video that discusses what happens when you visit the dentist.

Image Source: [BrainPOP Jr.](#)



Create a "Day in the Life of a Tooth" comic strip in [BrainPOP Jr.](#)

6. Teacher Resources

Learning Standards Alignment

[NHES Standards and Performance Indicators](#)

Standard 1: Students will comprehend concepts related to health promotion and disease prevention to enhance health.
1.5.1 Describe the relationship between healthy behaviors and personal health.

Standard 7: Students will demonstrate the ability to practice health-enhancing behaviors and avoid or reduce health risks.
7.5.1 Identify responsible personal health behaviors
7.5.2 Demonstrate a variety of healthy practices and behaviors to maintain or improve personal health.
7.5.3 Demonstrate a variety of behaviors to avoid or reduce health risks.

[Common Core State Standards for English Language Arts & Literacy](#)

Reading: 1. Read closely to determine what the text says explicitly and to make logical inferences from it; cite specific textual evidence when writing or speaking to support conclusions drawn from the text.

Writing: 7. Conduct short as well as more sustained research projects based on focused questions, demonstrating understanding of the subject under investigation.

AASL Standards Framework for Learners Inquire: Build new knowledge by inquiring, thinking critically, identifying problems, and developing strategies for solving problems.

Think: Learners display curiosity and initiative by:

I.A.2 Recalling prior and background knowledge as context for new meaning.

Create: Learners engage with new knowledge by following a process that includes:

I.B.1 Using evidence to investigate questions. I.B.3 Generating products that illustrate learning.

Share: Learners adapt, communicate, and exchange learning products with others in a cycle that includes:

I.C.1 Interacting with content presented by others.

Grow: Learners participate in an ongoing inquiry-based process by:

I.D.2 Engaging in sustained inquiry.

[P21 Framework: 21st Century Student Outcomes](#)

3. Information, Media & Technology Skills: Information Literacy: Access information efficiently and effectively; Use information accurately and creatively for the issue or problem at hand.

ICT Literacy: Use technology as a tool to research, organize, evaluate and communicate information.

SLIDE NAVIGATION

1	2	3	4	5	6
-------------------	-------------------	-------------------	-------------------	-------------------	-------------------

Grade 3 Health: Unit 2

Objective: Students will conduct brief, focused research in order to identify and demonstrate healthy practices for taking care of their teeth.

Time Frame: Three 50-minute periods

Differentiation strategies for this lesson:

- Have students use learning supports provided in any BCPS-licensed Digital Content included in this lesson.
- Refer to [Digital Content Snapshots & Support resources](#) for details about database features.

Notes to the teacher:

- Consider assigning the [note-taking sheet on Slide 3](#) as a Google Drive assignment in Schoology or providing students with a paper copy.
- Students may need the username/password for World Book Kids from the BCPS Digital Content page in the [Apps Portal](#) to access the link on Slide 2.
- Direct links to BrainPOP/BrainPOP Jr. will not work in the PowerPoint version of this Slam Dunk; however, they will work in the PDF version. If you wish to personalize this Slam Dunk, make your modifications in PowerPoint and then save your changes as a PDF. Students should view this Slam Dunk as a PDF.
- YouTube Videos must be shown by the teacher as they are blocked for elementary students.